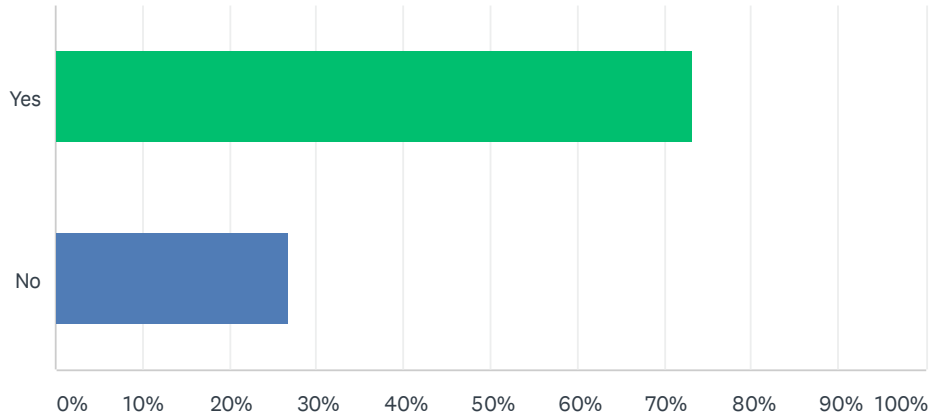


Q1 Do you believe a new bridge specifically for people walking, biking, and rolling would benefit the community (including Oregon City, West Linn, Gladstone, Clackamas County, and the greater Metro region)?

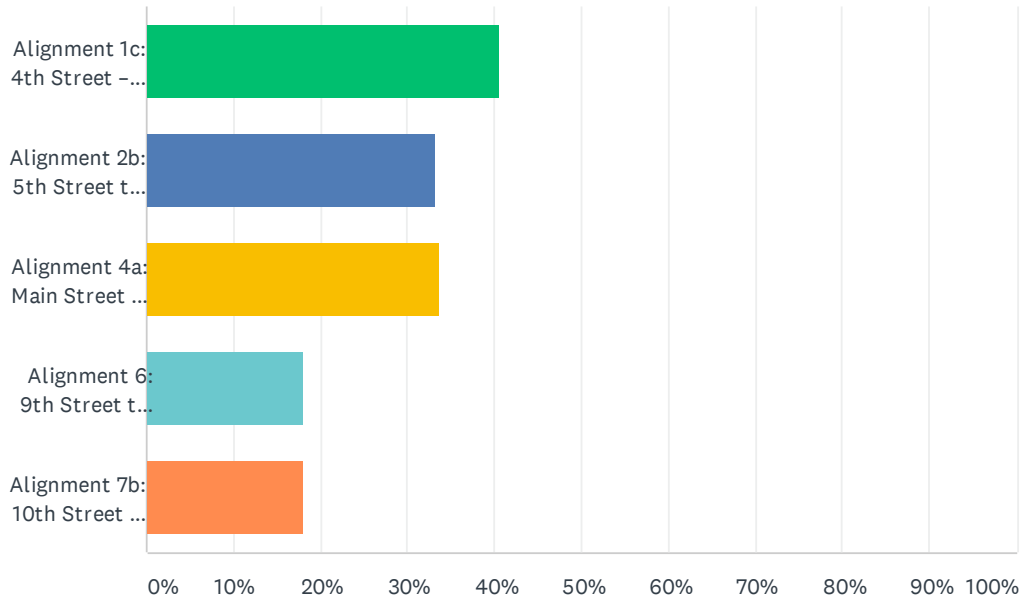
Answered: 246 Skipped: 1



ANSWER CHOICES	RESPONSES	
Yes	73.17%	180
No	26.83%	66
TOTAL		246

Q2 Of the potential alignments shown above, which do you think would provide the best user experience? Consider views, safety, sounds, historic architecture, ease of use (climbing ramps), connection to cultural and ethnic resources, etc. (choose top two)

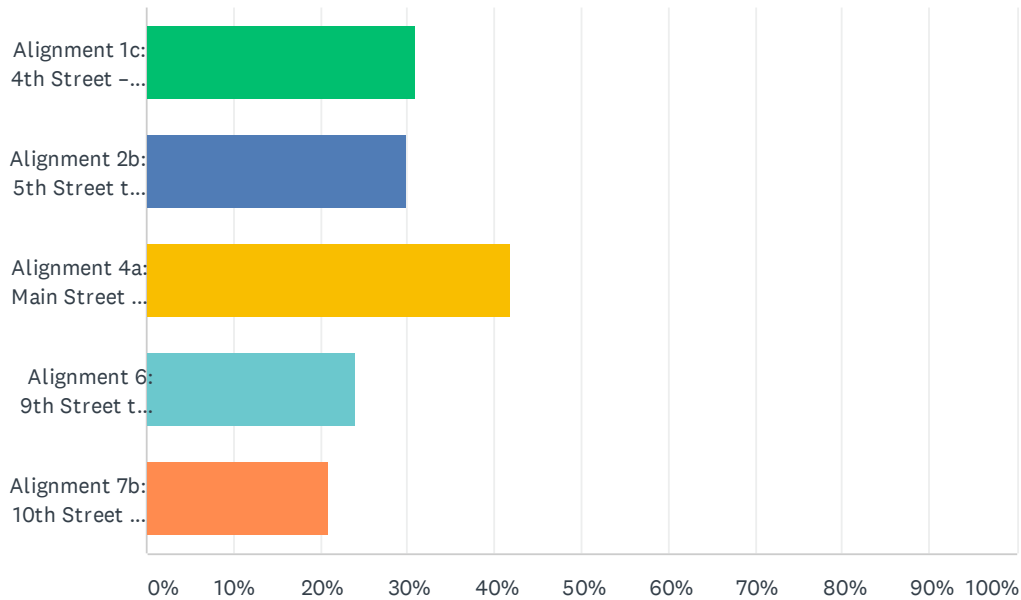
Answered: 222 Skipped: 25



ANSWER CHOICES	RESPONSES	
Alignment 1c: 4th Street – Mill Street	40.54%	90
Alignment 2b: 5th Street to Mill Street	33.33%	74
Alignment 4a: Main Street to Mill Street	33.78%	75
Alignment 6: 9th Street to Willamette Drive	18.02%	40
Alignment 7b: 10th Street to OR 43	18.02%	40
Total Respondents: 222		

Q3 Of the potential alignments shown above, which do you think would provide the best connection (providing access to the most places people want to go) for people walking, biking, and rolling? (choose top two)

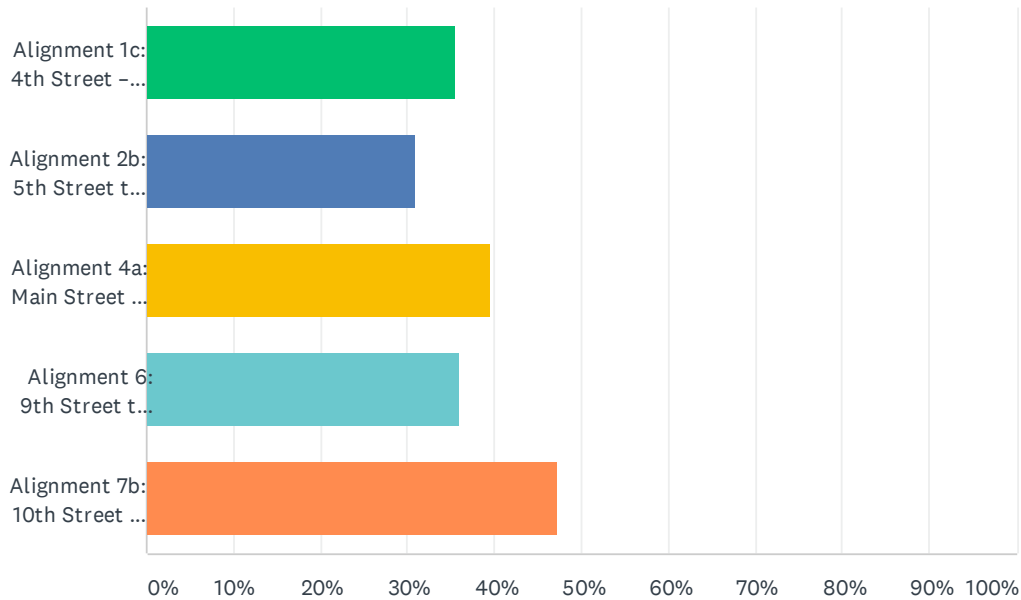
Answered: 220 Skipped: 27



ANSWER CHOICES	RESPONSES	
Alignment 1c: 4th Street – Mill Street	30.91%	68
Alignment 2b: 5th Street to Mill Street	30.00%	66
Alignment 4a: Main Street to Mill Street	41.82%	92
Alignment 6: 9th Street to Willamette Drive	24.09%	53
Alignment 7b: 10th Street to OR 43	20.91%	46
Total Respondents: 220		

Q4 Of the potential alignments shown above, which do you believe would not make good options, regarding user experience and/or connection for people walking, biking, and rolling? (choose all that apply)

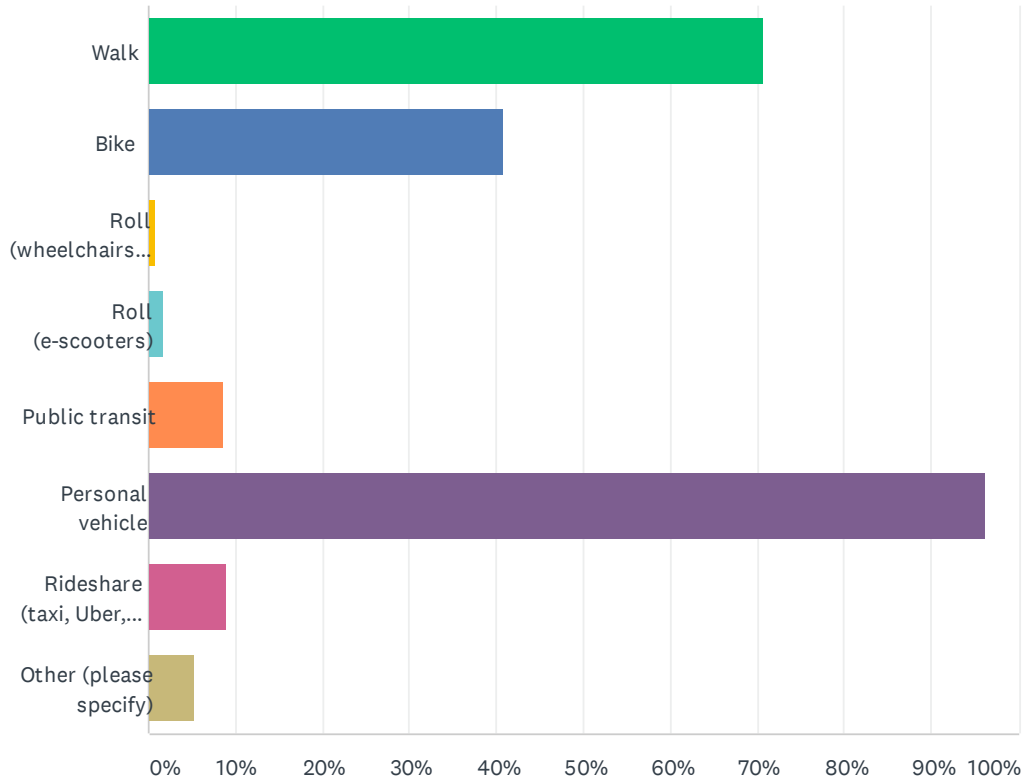
Answered: 197 Skipped: 50



ANSWER CHOICES	RESPONSES	
Alignment 1c: 4th Street – Mill Street	35.53%	70
Alignment 2b: 5th Street to Mill Street	30.96%	61
Alignment 4a: Main Street to Mill Street	39.59%	78
Alignment 6: 9th Street to Willamette Drive	36.04%	71
Alignment 7b: 10th Street to OR 43	47.21%	93
Total Respondents: 197		

Q5 How do you get around your community today? (choose all that apply)

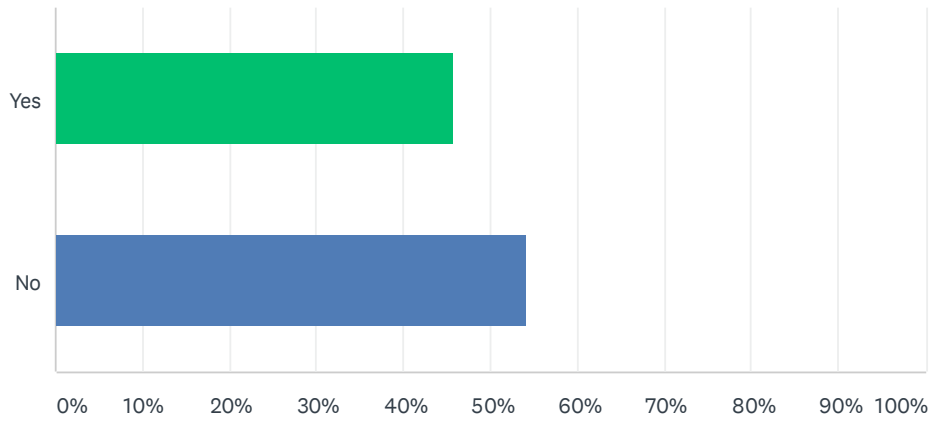
Answered: 245 Skipped: 2



ANSWER CHOICES	RESPONSES	
Walk	70.61%	173
Bike	40.82%	100
Roll (wheelchairs, walkers, power scooters)	0.82%	2
Roll (e-scooters)	1.63%	4
Public transit	8.57%	21
Personal vehicle	96.33%	236
Rideshare (taxi, Uber, Lyft)	8.98%	22
Other (please specify)	5.31%	13
Total Respondents: 245		

Q6 Do you currently walk, bike, or roll across the Arch Bridge (OR 43)?

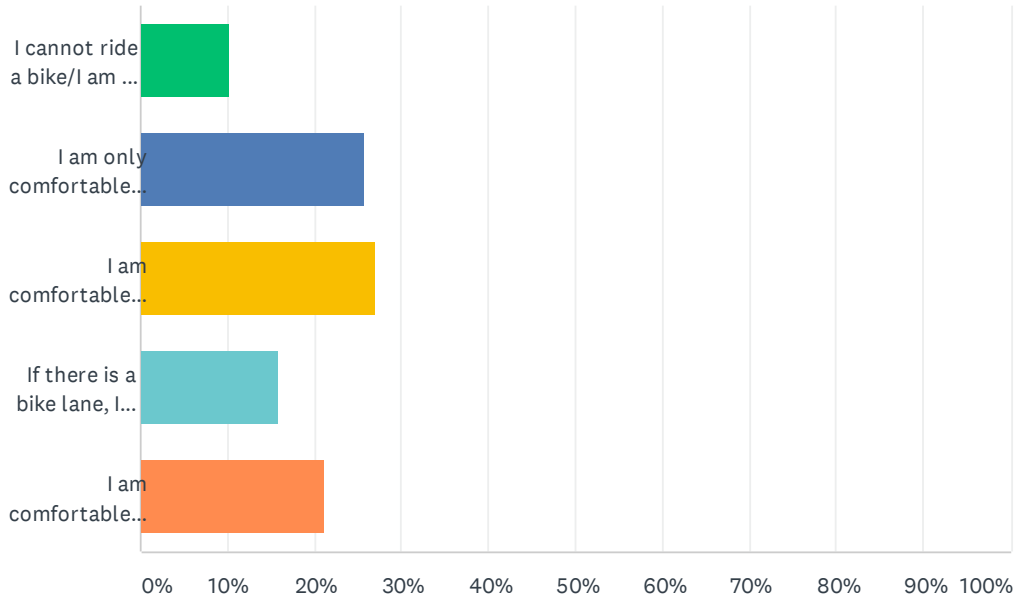
Answered: 245 Skipped: 2



ANSWER CHOICES	RESPONSES	
Yes	45.71%	112
No	54.29%	133
TOTAL		245

Q7 How would you characterize your biking ability?

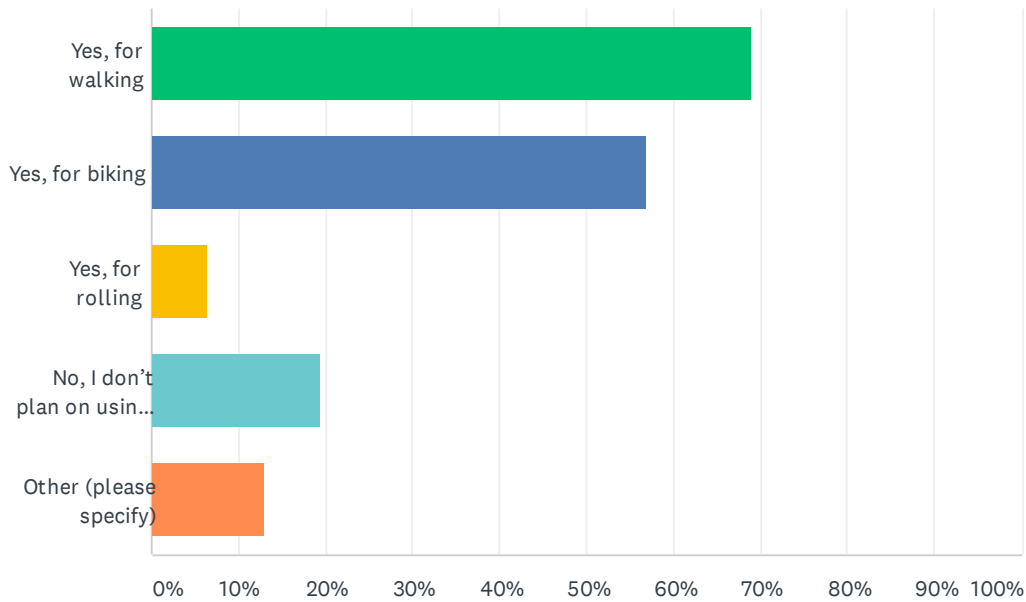
Answered: 245 Skipped: 2



ANSWER CHOICES	RESPONSES	
I cannot ride a bike/I am not interested in biking	10.20%	25
I am only comfortable riding on separated paths away from traffic	25.71%	63
I am comfortable riding a bike on roads with little traffic	26.94%	66
If there is a bike lane, I am comfortable riding a bike on roads with heavier traffic and faster speeds	15.92%	39
I am comfortable riding a bike just about anywhere	21.22%	52
TOTAL		245

Q8 Would you use a new bridge dedicated to walking, biking, and rolling in this area? (check all that apply)

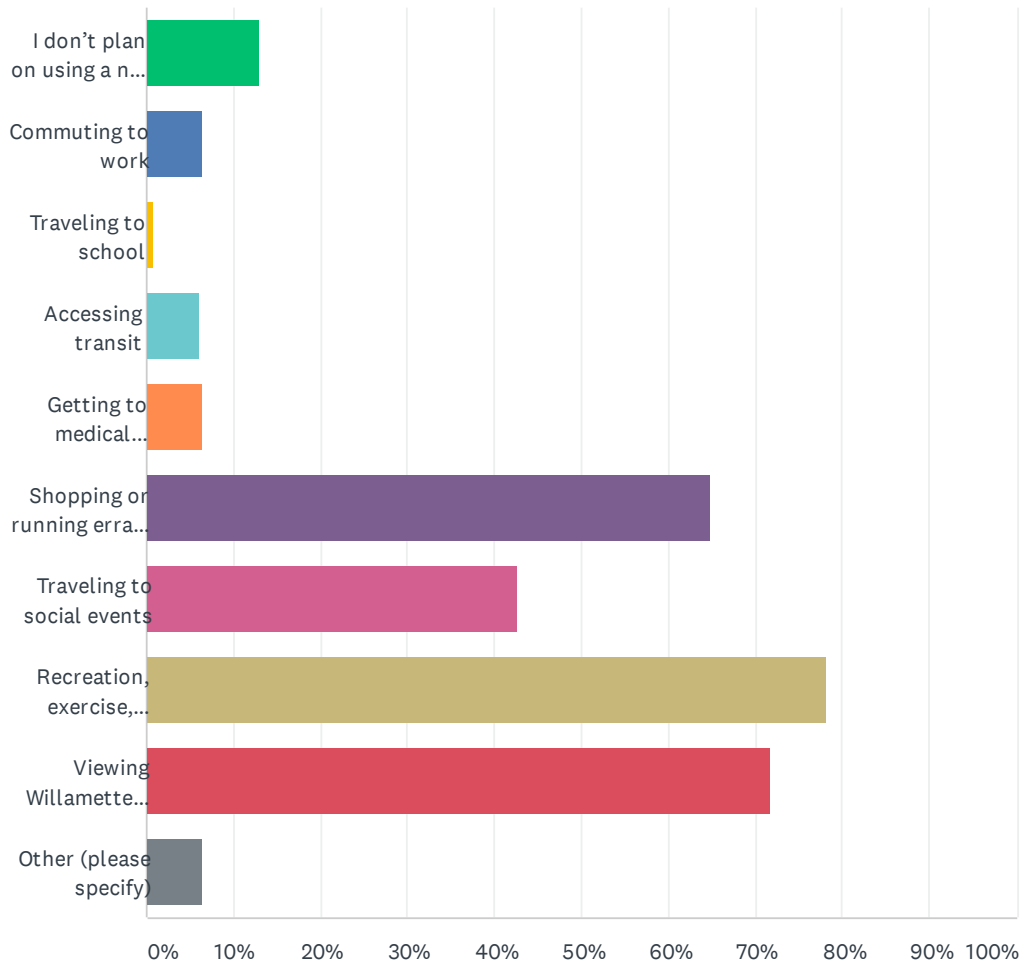
Answered: 246 Skipped: 1



ANSWER CHOICES	RESPONSES	
Yes, for walking	69.11%	170
Yes, for biking	56.91%	140
Yes, for rolling	6.50%	16
No, I don't plan on using a new bridge	19.51%	48
Other (please specify)	13.01%	32
Total Respondents: 246		

Q9 If yes, what would you use it for? (choose all that apply)

Answered: 230 Skipped: 17



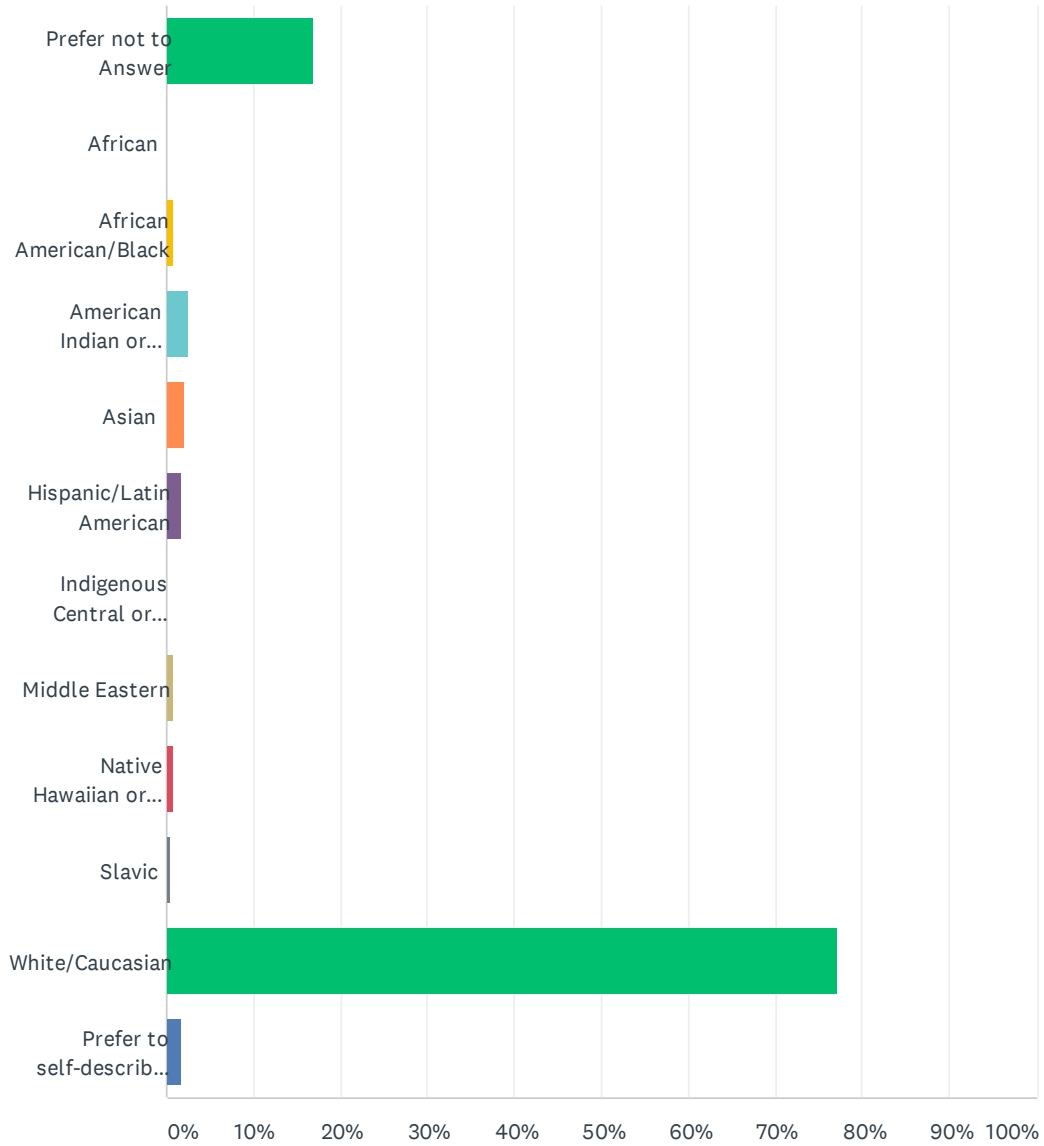
ANSWER CHOICES	RESPONSES	
I don't plan on using a new bridge	13.04%	30
Commuting to work	6.52%	15
Traveling to school	0.87%	2
Accessing transit	6.09%	14
Getting to medical appointments	6.52%	15
Shopping or running errands in downtown Oregon City or West Linn	64.78%	149
Traveling to social events	42.61%	98
Recreation, exercise, and/or accessing nearby trails	78.26%	180
Viewing Willamette Falls	71.74%	165
Other (please specify)	6.52%	15
Total Respondents: 230		

Q10 What is your zip code? (fill in)

Answered: 247 Skipped: 0

Q11 How do you identify your race/ethnicity? (select all that apply)

Answered: 242 Skipped: 5

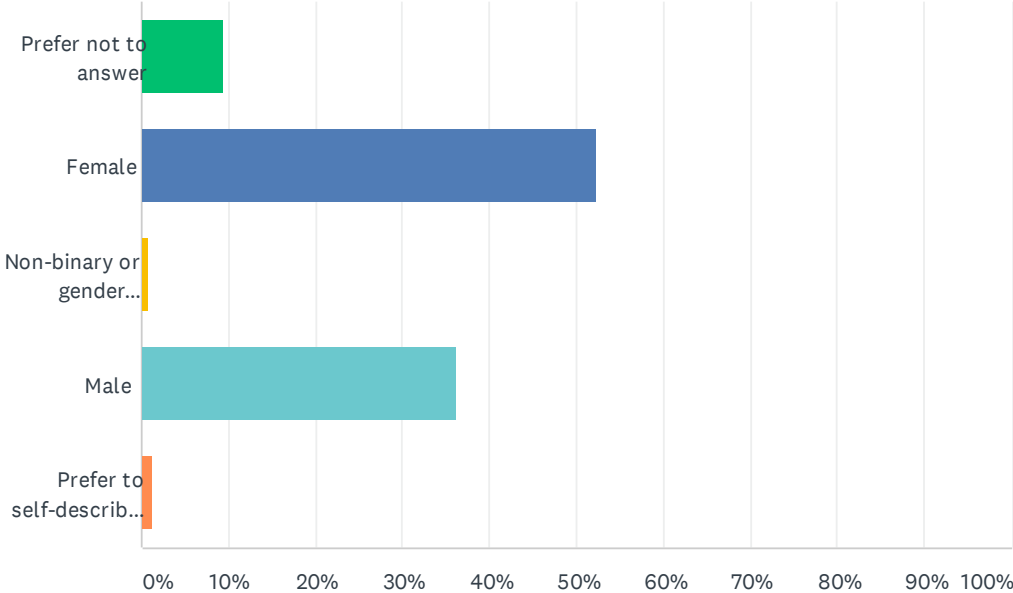


Community Survey: The Oregon City – West Linn Pedestrian and Bicycle Bridge Concept Plan

ANSWER CHOICES	RESPONSES	
Prefer not to Answer	16.94%	41
African	0.00%	0
African American/Black	0.83%	2
American Indian or Alaska Native	2.48%	6
Asian	2.07%	5
Hispanic/Latin American	1.65%	4
Indigenous Central or South American	0.00%	0
Middle Eastern	0.83%	2
Native Hawaiian or Pacific Islander	0.83%	2
Slavic	0.41%	1
White/Caucasian	77.27%	187
Prefer to self-describe (write in)	1.65%	4
Total Respondents: 242		

Q12 Gender

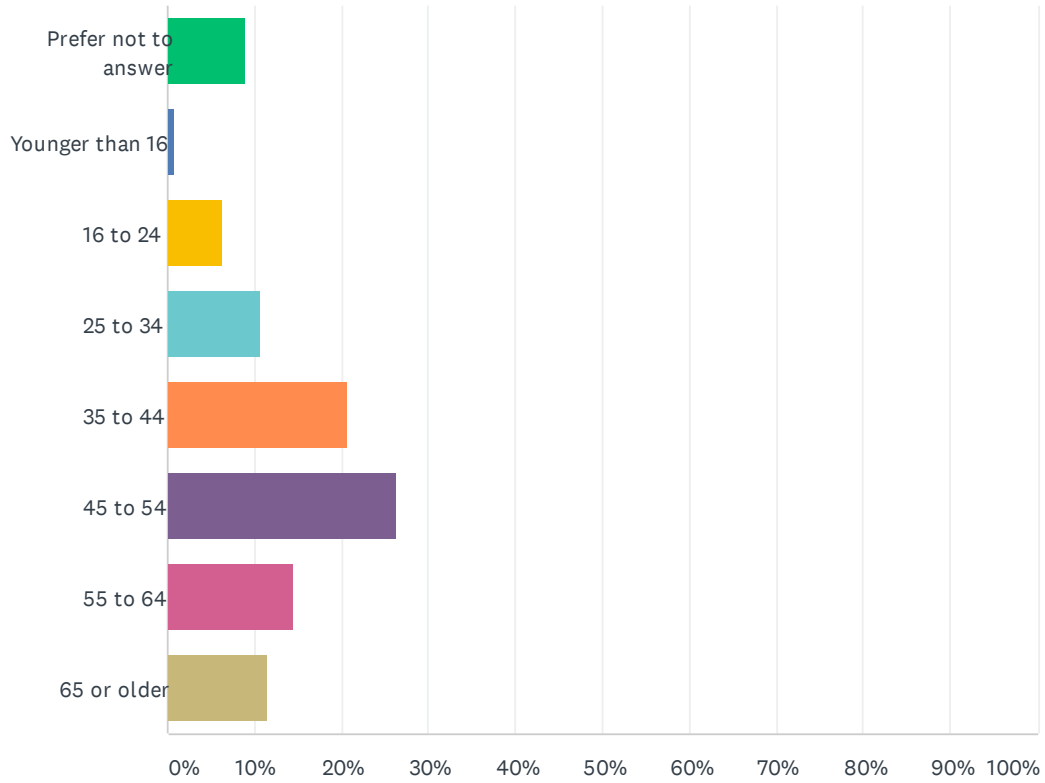
Answered: 243 Skipped: 4



ANSWER CHOICES	RESPONSES	
Prefer not to answer	9.47%	23
Female	52.26%	127
Non-binary or gender non-conforming	0.82%	2
Male	36.21%	88
Prefer to self-describe (write in)	1.23%	3
TOTAL		243

Q13 Age

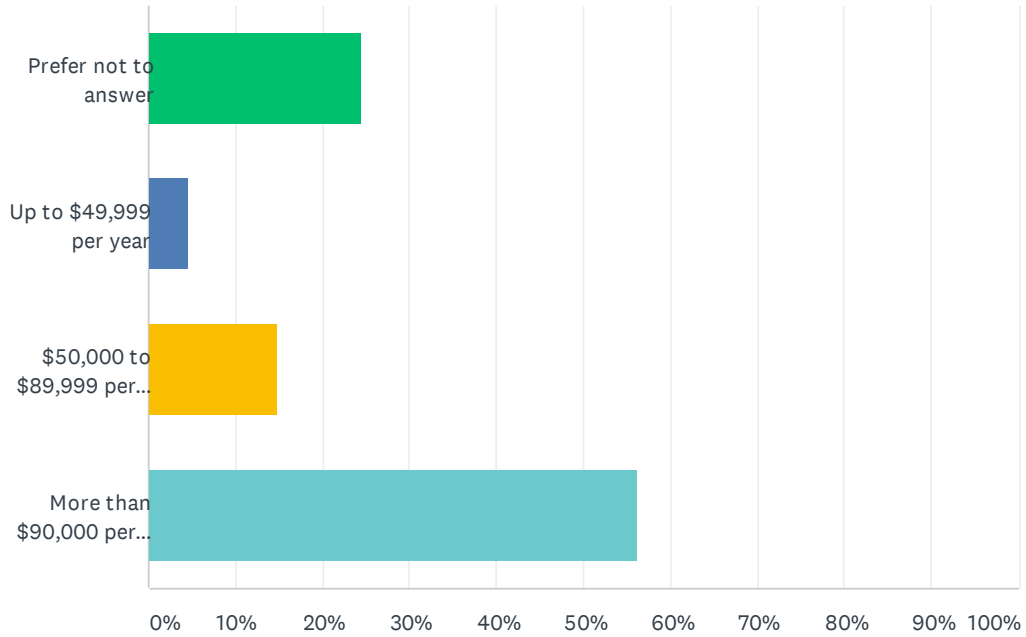
Answered: 242 Skipped: 5



ANSWER CHOICES	RESPONSES	
Prefer not to answer	9.09%	22
Younger than 16	0.83%	2
16 to 24	6.20%	15
25 to 34	10.74%	26
35 to 44	20.66%	50
45 to 54	26.45%	64
55 to 64	14.46%	35
65 or older	11.57%	28
TOTAL		242

Q14 Annual household income

Answered: 242 Skipped: 5



ANSWER CHOICES	RESPONSES	
Prefer not to answer	24.38%	59
Up to \$49,999 per year	4.55%	11
\$50,000 to \$89,999 per year	14.88%	36
More than \$90,000 per year	56.20%	136
TOTAL		242